









10 Year Housing and Homelessness Plan

Long Term Housing and Centralized Wait-list

 803 Applicants on housing waitlist (average). Up over 14% since 2021.	36  Total applicants housed. Down from 38 in 2021.
 4-8 YEARS Average wait-time to be housed up from 3-7 in 2021.	68%  Applicants housed by the County. Up 7% from 2021.

Homelessness Prevention & The By-Name List

 ↓ Chronic Homelessness stabilized for 2022 but continued a trajectory downward.	59%  Of HPP funds were provided to maintain accommodations. Down from 64% in 2021.
 88 Individuals housed from the By-Name List. Up 115% from 2021.	63%  Of individuals on the By-Name List identified as having mental health issues. Down from 74% in 2021.